



The Magnificent 7 Stocks: A Current Perspective



ANANDRATHI
INTERNATIONAL VENTURES (IFSC)
Global Investments Simplified

December 15, 2025

The S&P 500 is already up nearly 17% so far this year. The “Magnificent Seven” stocks have driven the bulk of the market’s advance. Together, these seven companies now account for roughly 35% of the S&P 500’s total market cap. Lets understand the basics of Magnificent 7 stocks and then dwell deep into these stocks to understand what’s in store for these stocks.

Magnificent Seven- A New Era of Market Leadership

The “Magnificent Seven”, Apple, Microsoft, Amazon, Alphabet, Nvidia, Meta, and Tesla have become the defining force of modern equity markets. These mega-cap giants not only dominate discussions around innovation and artificial intelligence but now shape the very behavior of broad market indices, most notably the S&P 500. Their scale, technological leadership, and extraordinary earnings power have elevated them from individual success stories to market-moving powerhouses.

Why Their Weight in the Index Matters: Because the S&P 500 is market-cap-weighted, the largest companies exert the biggest influence. The Magnificent Seven collectively account for nearly 35% of the index’s total value. This concentration means that when these stocks rise, the index often looks strong even if the majority of other companies are flat. When they fall, they can pull the index down sharply.

Driving a Large Share of Market Returns: In recent years, the Magnificent Seven have delivered exceptional returns that far outpaced the rest of the index. In 2023 alone, they contributed over 60% of the S&P 500’s total gains. This dominance continued into 2024 and 2025, making the index more reflective of mega-cap tech strength than broader economic performance. Below is a quick snap shot of market cap along with the stock performance.

Performance of Magnificent 7 Stocks vis-a-vis Key Global Indices in different time frames

Leading Global indices	Close Price (10-12-2025)	QTD (% CHG)	YTD % chg	2 YR % chg	3 YR % CHG
Dowjones	48,058	1.04	12.96	27.51	44.98
S&P 500	6,887	0.68	17.09	44.38	79.36
Nasdaq 100	25,776	-0.32	22.67	53.19	135.62
Shanghai Comp Index (China)	3,900	-1.37	16.37	31.11	26.26
NIFTY 50 INDEX	25,758	0.14	8.94	18.53	42.27
Alphabet	320.21	13.88	69.15	129.23	262.93
Amazon	231.78	-5.09	5.65	52.55	175.93
Apple	279	3.11	11.32	44.80	114.56
Meta	650.13	0.27	11.04	83.67	440.24
Microsoft	479	-7.58	13.54	27.26	99.55
NVIDIA	183.78	-9.24	36.85	271.11	1157.56
Tesla	451.45	-1.12	11.79	81.68	266.50

Source: Bloomberg

High valuations and heightened sensitivity: Most of these companies trade at higher forward P/E ratios than the overall market, reflecting expectations of strong earnings growth. These elevated valuations also create vulnerability - even small earnings misses can trigger major swings in both their share prices and the wider index.

The rise of the Magnificent Seven has reshaped how the S&P 500 behaves and how investors interpret market movements. Their innovations, scale and valuations make them powerful engines of market performance but also potential sources of instability. While they may continue leading U.S. equities in the years ahead, understanding both the opportunities and risks they present is crucial.



The Magnificent 7 Stocks: Current Perspective



ANANDRATHI
INTERNATIONAL VENTURES (IFSC)
Global Investments Simplified

ALPHABET INC

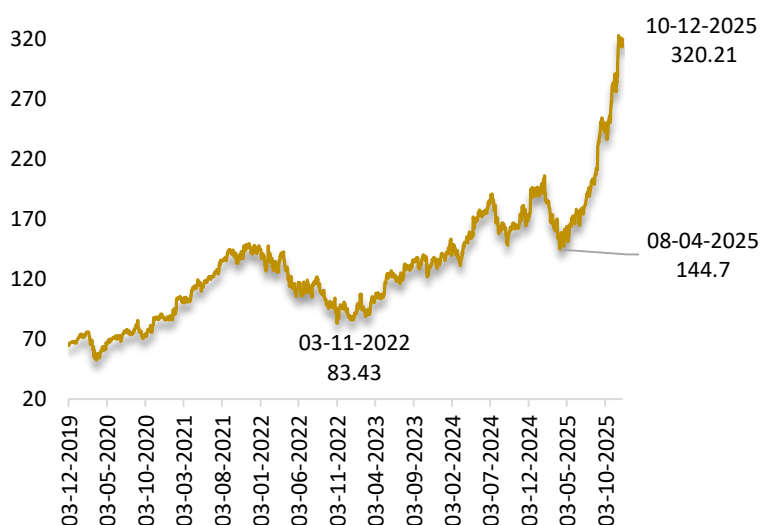
Alphabet combines robust core businesses (Google Search, YouTube, and advertising) with growth potential from Google Cloud and AI initiatives such as Gemini. Its historically lower forward P/E (~24x or below) relative to the Magnificent Seven makes it one of the more attractively valued mega-caps heading into 2026.

Fundamentally, Google's dominance in digital advertising has proven resilient even in slower economic periods, and company's cloud segment continues to gain share against larger rivals.

Alphabet's AI integrations across search and cloud further support long-term revenue expansion. Its relatively balanced valuation offers a combination of stability & growth potential that some investors find attractive at current levels.

Earnings growth is expected to remain solid, with analysts forecasting double-digit revenue and profit increases over the next several years. This backdrop supports respectable expected returns in 2026 even if the company doesn't match the more explosive growth of AI hardware players like Nvidia. Margin sustainability and prudent capital allocation further enhance its long-term profile.

Alphabet Inc: 5- year Price Trend (CMP: 320.21)



Source: Bloomberg

Alphabet	
CMP	320.21
52 W High	328.83
52 W Low	140.53
YTD% chg	65.00%
MKT Cap (USD)	3,777.5B

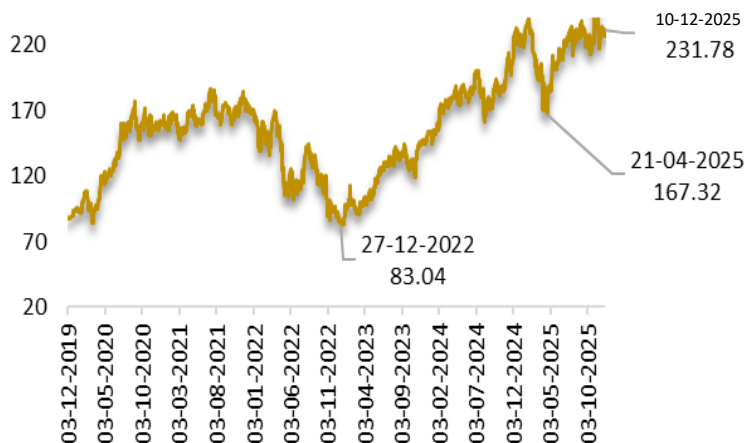
AMAZON

Amazon's business is multifaceted. While e-commerce remains a core segment, Amazon Web Services (AWS) drives much of its profitability. AWS's strong margin profile and leadership in cloud infrastructure highlight significant growth potential through 2026, especially as AI workloads increasingly migrate to the cloud.

Despite AWS being highly profitable, the broader company's performance has lagged at times, creating opportunities for long-term investors. Forward P/E ratios around ~30x are below long-term historical averages for Amazon, potentially making it a value-oriented entry point if cloud and ad revenue growth resurges.

Fundamentally, Amazon's logistics and fulfillment network, growing advertising business, and continued investment in AI and automation set the stage for diversified revenue streams. AWS's expansion is a key catalyst that could materially contribute to total returns in 2026 especially if enterprise demand for AI-optimized cloud services strengthens.

Amazon: 5- year Price Trend (CMP: 231.78)



Source: Bloomberg

Amazon	
CMP	231.78
52 W High	258.6
52 W Low	161.38
YTD% chg	4.96%
MKT Cap (USD)	2461.7B



The Magnificent 7 Stocks: Giants at the crossroads



ANANDRATHI
INTERNATIONAL VENTURES (IFSC)
Global Investments Simplified

MICROSOFT

Microsoft is widely regarded as one of the most dependable and diversified Magnificent Seven names heading into 2026. Its leadership in enterprise cloud computing with **Azure**, strong software ecosystem (Microsoft 365, Teams), and growing AI integrations provide a sturdy growth foundation. Analysts expect steady revenue and earnings expansion, with forward price/earnings around ~33–34x while long-term earnings growth remains solid relative to peers.

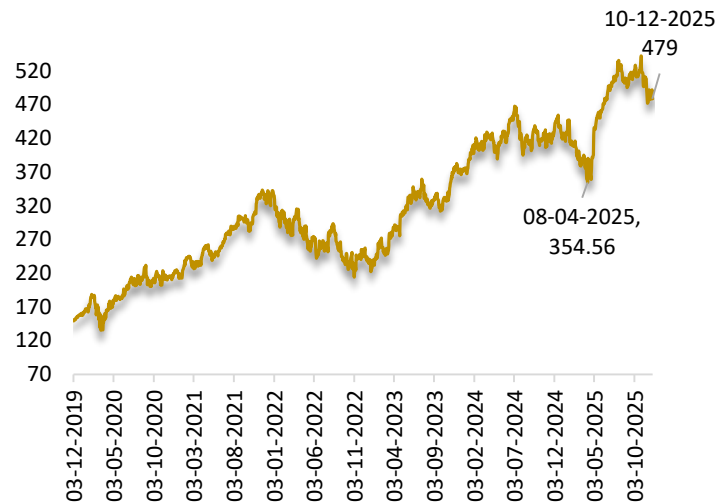
Fundamentally, Microsoft benefits from recurring revenue streams, high margins, and powerful free-cash-flow generation that supports dividends and share buybacks.

Its consistent dividend increases and strong balance sheet are positives for investors seeking growth with income potential. Importantly, Microsoft's cloud and AI spending tailwinds are likely to continue driving demand from enterprise customers well into 2026.

Valuation is slightly above the broader market average (S&P 500 forward P/E ~23–24x), but historically this premium reflects Microsoft's quality and earnings durability.

Even if growth slows modestly, its entrenched market positions in productivity software, cloud, and developer tools provide resilience.

Microsoft: 5- year Price Trend (CMP: 479)



Source: Bloomberg

Microsoft	
CMP	479
52 W High	555.45
52 W Low	344.79
YTD% chg	14.70%
MKT Cap (USD)	3,593.7M

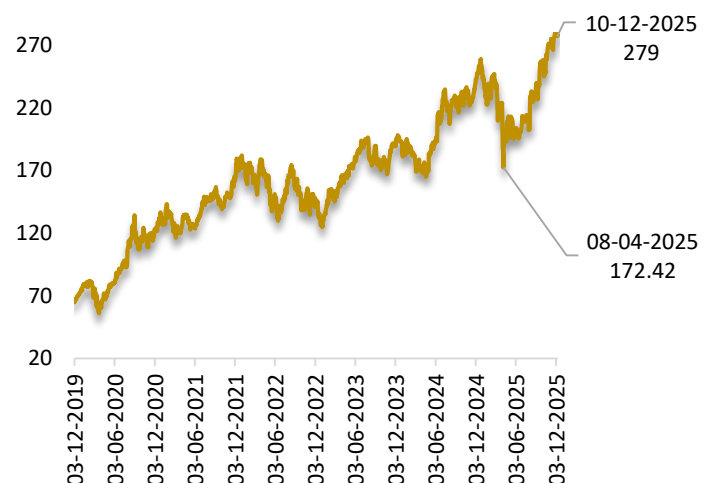
APPLE

Apple remains one of the largest global technology companies, anchored by a powerful ecosystem of devices and services. Its revenue mix increasingly tilts toward higher-margin services, supporting earnings growth even as product sales face slower expansion.

Forward P/E around ~32–33x suggests Apple trades at a premium to the broader market but also reflects its strong brand loyalty, recurring revenue, and cash generation. Growth expectations are more modest relative to the high-growth Magnificent Seven peers, with slower product cycles and competitive pressures in core devices.

Fundamentally, Apple offers reliability and returns via dividends and buybacks, but slower top-line growth may temper total return expectations for 2026. Investors seeking stability over explosive growth may find Apple a reasonable holding — but it is less of a high-beta growth pick.

Apple: 5- year Price Trend (CMP: 279)



Source: Bloomberg

Apple	
CMP	279
52 W High	288.62
52 W Low	169.21
YTD% chg	11.03%
MKT Cap (USD)	4108.3B



The Magnificent 7 Stocks: Current Perspective



ANAND RATHI
INTERNATIONAL VENTURES (IFSC)
Global Investments Simplified

TESLA

Tesla's valuation remains extremely elevated compared with peers, with forward multiples significantly above the rest of the Magnificent Seven.

Such premiums reflect high expectations for future EV growth, autonomous driving advances, and energy products.

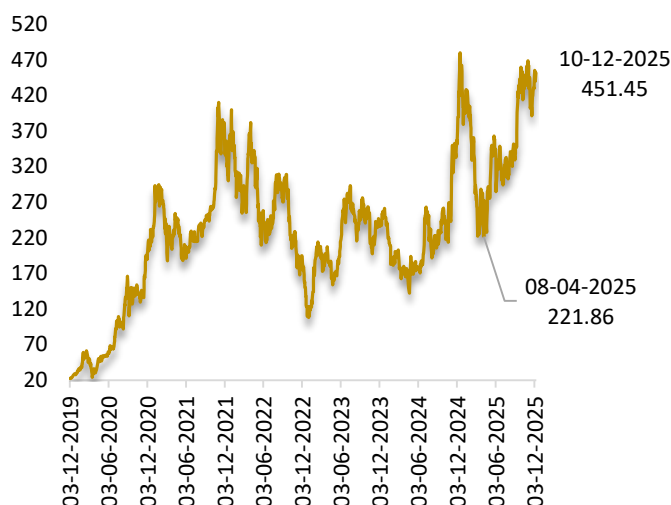
Fundamental performance has fluctuated, with delivery growth and operating margins showing variability.

While Tesla continues pushing into autonomous vehicle tech and energy solutions, 2026 expected returns remain speculative and tied to execution of long-range bets such as Robotaxi rollout and manufacturing scale efficiencies.

Given its lofty valuation, stock returns could be sensitive to any slowdown in EV demand or delays in new product commercialization.

Investors seeking high-risk, high-reward exposures may consider Tesla, but it sits at the speculative end of the Magnificent Seven spectrum.

Tesla : 5- year Price Trend (CMP: 451.45)



Source: Bloomberg

Tesla	
CMP	451.45
52 W High	488.53
52 W Low	214.25
YTD% chg	10.66%
MKT Cap (USD)	1,486.3B

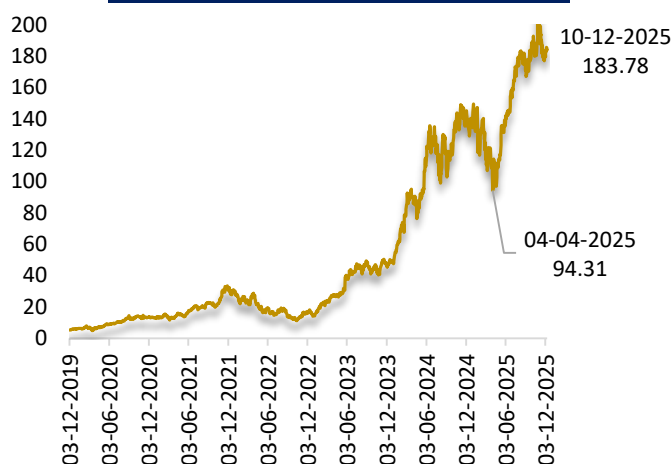
NVIDIA CORPORATION

Nvidia remains the standout growth engine among the Magnificent Seven due to its dominant position in AI-accelerated computing and data center chips. As the go-to supplier for GPUs that power large language models and enterprise AI workloads, Nvidia continues to benefit from secular demand in artificial intelligence infrastructure. Analysts project robust multi-year earnings growth well above the broader market.

Forward valuations for Nvidia sit in the lower-30s range (around ~34x forward earnings), which is below near-term historical medians reflecting recent share-price pullbacks and concerns about a potential AI bubble. This valuation, paired with projected earnings growth north of 50% in certain segments, suggests strong expected returns into 2026 if demand for AI hardware persists.

Fundamental drivers include widespread adoption of generative AI, cloud AI acceleration, and continued expansion of data center buildouts worldwide. While valuation is elevated versus the broader market, the tie to fast-growing earnings justifies the premium for many growth-oriented investors. Risks remain tied to competition (e.g., AMD, custom ASICs) and macro slowdowns that could dampen capital expenditures.

NVIDIA : 5- year Price Trend (CMP: 183.78)



Source: Bloomberg

Nvidia	
CMP	183.78
52 W High	218.99
52 W Low	86.62
YTD% chg	34.73%
MKT Cap (USD)	4,396.6B



The Magnificent 7 Stocks: Current Perspective



ANANDRATHI
INTERNATIONAL VENTURES (IFSC)
Global Investments Simplified

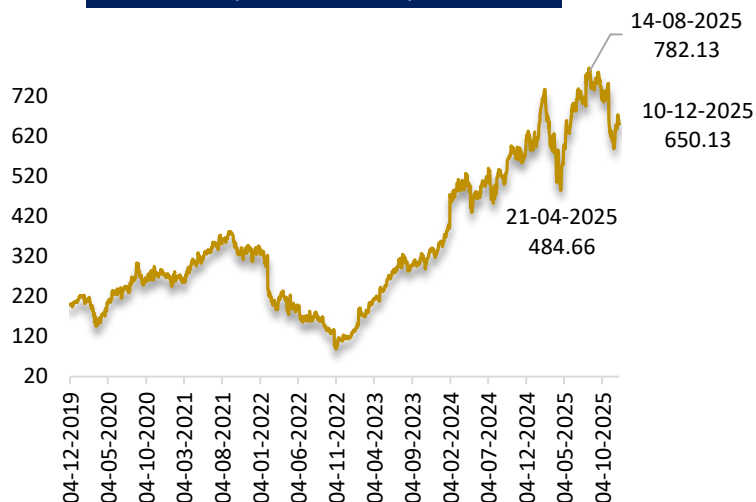
META PLATFORMS (META)

Meta offers an intriguing combination of strong core ad-tech cash flows and long-term AI monetization potential. Its portfolio of social platforms (Facebook, Instagram, WhatsApp) still drives high engagement and advertising revenues, which support profitability and investment in new technologies.

Valuation metrics for Meta show a forward P/E around or below the group average, making it one of the cheapest Magnificent Seven names on an earnings basis. Recent analyst commentary suggests investors may be underestimating the impact of AI-driven engagement and ad pricing improvement.

Expected returns in 2026 hinge on the company's ability to monetize AI features across its apps and stabilize investment expenses in Reality Labs. Meta's revenue growth which has shown resilience combined with AI enhancements, could deliver attractive earnings expansion from current levels. Margins remain healthy given ad-tech dominance, though heavy AI infrastructure spending could pressure free cash flow short-term.

Meta Platforms: 5- year Price Trend (CMP: 650.13)



Source: Bloomberg

Meta	
CMP	650.13
52 W High	796.25
52 W Low	479.8
YTD% chg	11.48%
MKT Cap (USD)	1,645.5B

All the Magnificent Seven stocks experienced varying degrees of volatility following tariff announcements, with some recovering as trade tensions eased. Companies like Apple, Amazon, and Tesla are more vulnerable due to their extensive manufacturing and sales operations in China. Sentiments with respect to Microsoft and Nvidia are viewed favorably, supported by strong earnings and growth prospects. Overall, despite short-term headwinds, these companies benefit from robust business models, innovation, and market leadership, providing a foundation for long-term growth.

Note: The update and data points are compiled from Bloomberg, along with other News and Media articles/ reports

*Un-sponsored Depository Receipts

Anand Rathi International Ventures IFSC Private Limited

Registered office: 6th Floor, Unit No. 634, Signature Tower, Building 13B, Road 1C, Zone 1, GIFT SEZ, GIFT City, Gandhi Nagar, Gujarat – 382355, India.

CIN No.: U65999GJ2016PTC094915. SEBI Registration No.: INZ000292939 (INDIA INX Member Code-5064 | NSE IFSC Member Code-10048.) Distributor license (Capital market Products and Services) 2023-24/0002

Disclaimer: Investment in Securities Market are subject to market risks. Read all the related documents carefully before investing.

The securities quoted are only for exemplary and not recommendatory. This document is for information purpose only.